



MobiEye 700

Mobile Radiography System

Insight with
Power and Mobility



Insightful Innovation Revolutionary Redefinition


As one of the most anticipated radiology products in 2015, MobiEye 700 is the product of concentrated, unrelenting effort and unparalleled technology from Mindray R&D team. With an advantageous, superior power system and intelligent mobility, the MobiEye 700 far surpasses other contemporary mobile digital radiology devices. It is a product of a new era.

Evolution more than figures

Nothing is more intuitive than quantitative data to demonstrate clear advantages. MobiEye 700 boasts more superiority and utility with every measure of its quality. In the eyes of such data, it is no longer only innovation –it is a remarkable evolution of past products.




Power



Mobility




Reliability



Performance



MPX Detector



M-Share



7

7 Days Endurance

70

70 km Travelling Distance

700

700 Times Exposure

Power Beyond the Limitations

Until recently, the most critical limitation of mobile radiology devices is inefficient and short-acting power management, which brings much inconvenience during clinical diagnosis. Mindray has invested its new, innovative dual-mode power management technology, mega-capacitors circuit and superior-capacity battery especially to the MobiEye 700 to solve this fundamentally hindering problem. With the introduction of problem-solving improvements, MobiEye 700 proves yet again to be the favorable choice.

Superior Battery Capacity

- Single full charged battery is capable for '7,70,700 Concept'

Dual-Mode Power Management

- Power extraction from long-life battery
- Wall current for all functions

Rapid-Charging Function

- 2 hour charging up to 80% battery capacity
- 5 minute charging for 20 exposures

Mega-Capacitors Technology

- Maintain the equilibrium of current strength
- Reduce the burden on the battery
- Enhance the battery life-span





Reliability

Innovation to Trust

Attention to the details is one of the most significant aspects Mindray focused on to ensure high-efficiency workflow and consistently comfortable operation for technicians. A large amount of innovative and humanized designs have made MobiEye 700 a reliable companion for radiology diagnostics in the future.

High-Quality Image

- Mindray's intelligent imaging processing technology
- Classic quality and dedicated features

Anti-collision Design

- 270 degree implanted sensors for emergency stop
- Double ultrasound sensors for motion buffering

Detector Security Technology

- Detector holder activating sensor
- Detector lock on the control panel

Exposure State LED indicator

- Display the exposure and operational status

Auto/Manual Motion Mode

- The manual mode ensures the device is capable of moving without any power



2cm Vertical Obstacle Across

2

9 Degree of Freedom

9

12 Degree Slope-Climbing

12



Mobility

Intelligence for Everywhere

As the name implies, mobility is the major criterion for any mobile device. Mindray's unique bionic manipulator and multiple control mode are absolute advantages in motion and positioning. With all these features about the mobility, MobiEye 700 is capable of delivering its intelligent performance into any complicated operational environment.

Marvelous Mobility

- 12 degree slope-climbing
- 2cm vertical obstacle across
- 360 degree rotation with one-hand operation
- Intelligent speed regulation

Unique Bionic Manipulator

- Optimized bionic design
- 8 high flexible mechanical joints

Multiple Control Mode

- Ergonomic designed handle
- RF remote control for advanced movement

Slimmer & lighter

- 55cm maximum device width
- 370 kg weight



Performance

High quality productivity

Mindray's unique DROC software with classic configuration provides its highly stable system and efficient workflow. In the meanwhile, 9 degree of freedom on the movement combines with the bionic manipulator to offer maximum examination coverage on the clinical applications.

Advanced DROC Software

- Classic DROC workflow, operation and functions
- Dedicated upgrading for 19 inch multi-touch screen

Leading Configuration for Optimized System

- Mindray's self-manufactured HVG
- 30/50 kW electric power
- 460kHz inverter frequency

Maximum Examination Coverage

- 2.3m maximum diagnostic height
- 1.8 SID for all regions of interest



MPX Detector

Remarkable Self-Production

Mindray's self-produced MPX detector and 'Mind-Home' remarkable, breakthrough concepts are now being introduced to the public for the first time. Mindray's top-level patented technologies have been assembled in the MPX light-weighted wireless detector, providing the finest possible user experience.

Mindray MPX Detector

- CsI +TFT
- High DQE
- Wireless design

Liquid & Dust Resistant

- Blood & body fluid
- Liquid & powdered medication

Say 'No' to Bulky

- Weights only 3.3kg
- Optional gird for maximum flexibility

mind-Home

- Automatic detector charging
- Detector security & protection



M-Share

Strategy for Unification

As high-Speed and sharing have become the most significant developing trends of networking and information for the next era, Mindray's 'M-Share' concept is proposed to bring great healthcare service innovation in line with modern needs. This remarkable application has improved upon previous limitation on speed of information exchange, and has also brought about the unification of radiology products, to provide high-efficiency workflow and low-cost upgrading solutions.



5G Wireless Detector Conjugation

- Innovative antenna technology for 5G Wifi connection
- Ultra-high speed data acquisition and transmission

Unification of Radiology Family

- Excellent compatibility for stationary and mobile radiology device
- Cost-efficient solutions for DR upgrading

